



THE
DISTRIBUTOR
CUMBERLAND VALLEY CORVETTE CLUB SEPTEMBER 2011

CUMBERLAND VALLEY CORVETTE CLUB

Board Meeting – September 20, 2011

Attendance: Joan Bower, Jim Fusco, Skip Gutshall, Larry Kiser, Mike Ludt,
and Jack Priestner

Excused: George Bobb, Bill Grove, Ed Hare, Gary Miller and Bill Sangrey

Guest: Bob Bower, Dave Walter, Gary Wolf and **Lowell Slome!!!**

DISCUSSIONS:

- 1) Skip informed the board that Margie Gilliam has a broken leg.
- 2) H & H show had a nice profit. Ed will inform the membership at the October meeting.
- 3) Larry reported that the Elks show was this coming Sunday, September 25. He had 14 cars pre-registered. Elks will have food in the morning.
- 4) October 1 - Lawrence Show - Dave reported that the awards have been purchased. Charity committee will decide where the profit will be distributed.
- 5) October 14 - Big Spring Homecoming - Needs cars. Contact Jackie Wolf.
- 6) October 15 - Dillsburg Halloween Parade.
- 7) October 15 - Renovo Fall Cruise.
- 8) October 21 - East Pennsboro Homecoming.
- 9) October 29 - Jim Fusco has arranged for a tour of the Harley Davidson plant.
Please let him know if you plant to take the tour. More information at meeting.
- 10) Revolution Club wants to rent 100 of CVCC cones for a Rally that they are sponsoring.
The board approved.
- 11) Brief discussion on having an extra parade during Corvettes of Carlisle, 2012 where each Participant would bring a canned goods or monetary donation for Project Share.
More discussion to follow.
- 12) October 16 - Gary Wolf ask the board and the club to sponsor him for running a marathon For a family whose baby has Spina Bifida.
Bob Bowen made a motion for the club to sponsor \$10.00 a mile and Joan seconded the motion.

Respectfully Submitted by:
Joan Bower

CUMBERLAND VALLEY CORVETTE CLUB

Club Meeting – September 1, 2011

President Skip Gutshall opened the meeting with a moment of silence for our Military, those who are grieving and for those who are ill.

AUGUST MINUTES: Only change notes was to the board minutes. Bill Sangrey omitted that Skip was there. A motion to accept was made by Karen Priestner and seconded by Judy Ludt.

TREASURERS REPORT: Motion to accept was made by Paul Ezzo and seconded by George Bobb.

GOVERNORS REPORT: Motion to accept was made by Jack Erby and seconded by Robby Robinson.

CRUISERS REPORT: George reported that all results are on Google.

SPEED REPORT: Jack Priestner *gave as brief* as he could a report. (Everyone has a good laugh)

FIRST READING: Rob and Valerie Stotz sponsored by Dick and Joan Bower.
Susan Metz sponsored by Ron Reeder.
Mike Swindler sponsored by Ron Reeder.

SECOND READING: Blaine Uplinger sponsored by Jim Haberski. A motion to accept was made by Larry Kiser and seconded by Mike Ludt. Elizabeth and Garry Bloser sponsored by Robby Robinson. A motion to accept was made by E.J. Andreas and seconded by George Bobb.

*** * * REPORTS AND DISCUSSIONS: Most of the up and coming dates are listed on the “HAPPENING CALENDAR” in the back of The Newsletter. In the interest of not repeating, unless there is open discussion, please check the calendar.**

- 1) **Adams County Cruise** - Jim Staver reported 18 cars from CVCC and Revelotions Clubs participated.
- 2) **September 11 - H & H Show** - Applications available and asked that baked items be brought to show.
- 3) **September 17 - Longwood Garden Cruise** - Tom Mitchell has set up another cruise.
- 4) **September 25 - Elks Car Show** - Larry Kiser has 12 cars signed up. Door prize donations are needed. This will be all or any car group.
- 5) **September 25 - Porsche Car Challenge** - Contact Dave Walter.
- 6) **September 29-October 1 - Fall Car Show** - Bill Sangrey reported that help is needed for the car auction. Also the club has four (4) spaces available if anyone wants to rent and sell items. Contact Dave.
- 7) **October 1 - Lawrence Show** - Contact Dave Walter.
- 8) **October 22 - Shelby & Skips annual Wine tour.**

Your 2012 Dues are now due. Please arrange to pay Gary Miller. Also supply your current E-mail address as well all contact phone numbers.

Name Tag Drawing was won by - George Bobb 50/50 Drawing for \$50.00 was won by - Jim Gehr and Dave Deer

A motion to adjourn was made by all.

**Respectfully Submitted by:
Joan Bower**

Corvettes at Carlisle Autocross Practice



Haar's Drive In, Dillsburg



2011 OFFICERS

President- Skip Gutshall
218-2304 skipg79@comcast.net

Vice President- Ed Hare
532-4427 ehare@innernet.net

Secretary- Joan Bower
243-0584 jodicksvette@embarqmail.com

Treasurer- Gary Miller
292-5898 gm80vette@verizon.net

NCCC Governor- Jack Priestner
246-6847 jaxkar2@gmail.com

BOARD OF DIRECTORS

Larry Kiser 243-4248 lkiser33@aol.com

Mike Ludt 249-7796 meludt@comcast.net

Jim Fusco 732-6084 jimfusco@comcast.net

George Bobb 243-4405 georgebobb@comcast.net

Bill Grove 258-6286
grovew@embarqmail.com

Bill Sangrey 243-3955
wrsangrey@embarqmail.com

ADVISOR / PAST PRESIDENT

Bob Bowen 731-1174 bobcha70@verizon.net

CLUBHOUSE & EMAIL DIRECTORY

Elaine Ludt 249-7796 mel@smsd.us

WEBMASTER / CVCC WEBSITE

Jim McCarthy www.cvcc-vette.com

NEWSLETTER EDITOR

Bud Long 422-4829
distributor.editor@gmail.com

Please send Newsletter Articles, pictures and event Flyers to the editor by the **15th** of the month.

Photos of various club events can be found at
www.cvcc.shutterfly.com

Password "corvette"

Dear Joe,


In another month or so, it will be time to put my baby away for the winter. Although I try to keep it looking good...which it does...I want to do a deep exterior cleaning before I put her away for the winter. What do you recommend?

Thanks.

Paul, Mechanicsburg

Ask Joe Vette

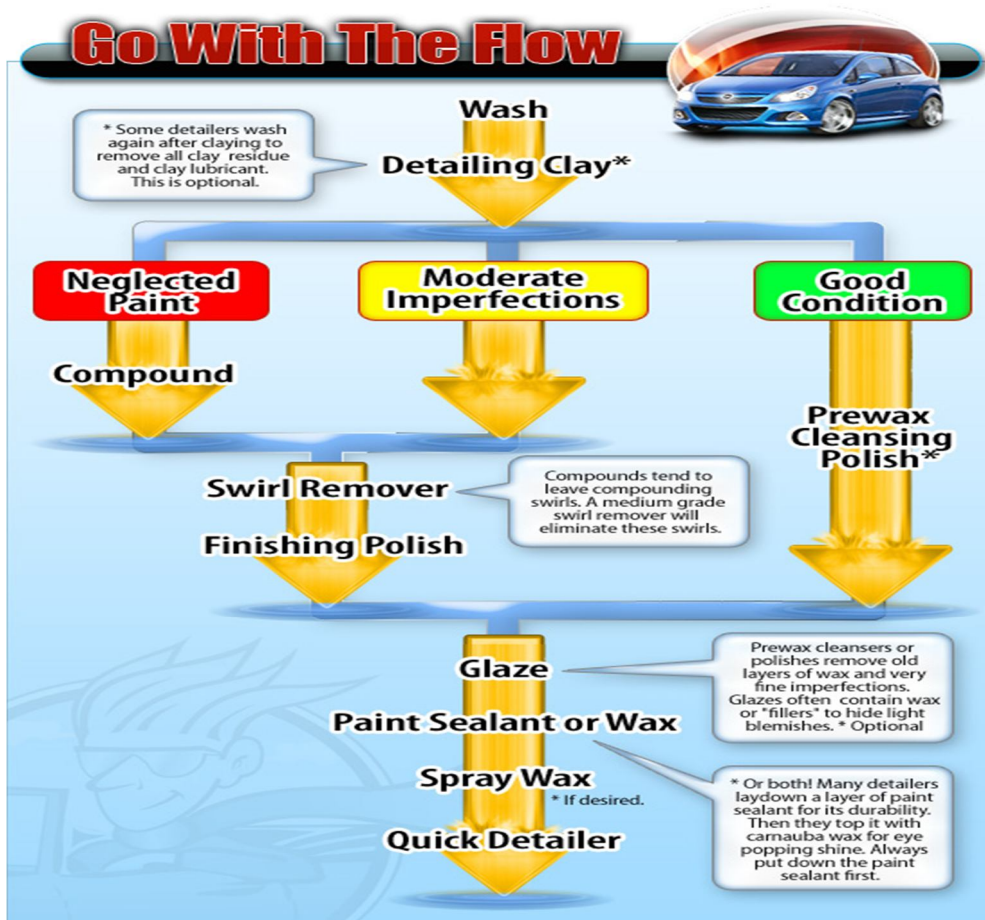
“Corvette Know-It-All”



Dear Paul,

Whether you put your car away for the winter or drive it when you can during the winter months, a "deep cleaning" is not only a good idea, but a must if you want to keep your Corvette looking great and show ready for many years to come. I've reached out to my good friends at Autogeek (www.autogeek.net) for some advice. Here are the basics:

- **"Go With The Flow" !**



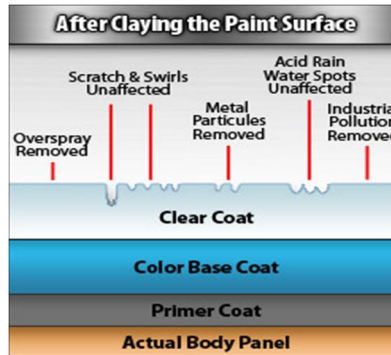
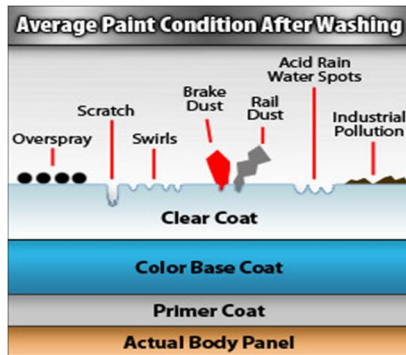
Continued.....

- **Do You Need to Clay?**

Chances are, the answer is yes. The surface of your vehicle faces assaults from the environment every time it's out in the weather. Each road trip brings new insults from roadway debris, exhaust films, and airborne pollution. They will splash, mar, and embed themselves in that beautiful paint job you've labored over. Vehicles can accumulate these contaminants any time, any place. **The Bag Test:** There's a simple test that will indicate whether or not you need to clay. Wash and dry your vehicle, put a plastic sandwich bag over your hand and lightly rub your fingertips over the paint. If it feels gritty or rough, your paint is contaminated.



Waxes and paint sealants will adhere better to clean paint and the shine will be more uniform and vibrant.



- **Polish Out Any Fine Scratches.**

Unless you are a professional detailer, always use a Dual Action Random Orbiting Polisher, NOT a Rotary Polisher, so you don't burn or cut into the finish of your car. Examples of a dual action polisher include the [Porter Cable 7424XP 6" Variable Speed Polisher](#), the [Meguiar's G110 Dual Action Polisher](#), the [Griot's Garage 6 Inch Random Orbital Polisher](#) and the [Flex XC 3401 VRG Orbital Polisher](#).

For detailed instructions on how to use a Dual Action Polisher with the various pads and compounds for specific paint issues, I recommend going to:

<http://www.autogeek.net/edge-da-polishing-how-to.html> .

It's not hard, you just need to learn how to do it...it's a great skill that all Corvette owners should have.

Please Note: Scratches that extend below the clear coat should be repaired by a professional. Attempting to remove these deep scratches could result in removing too much clear coat and causing the paint system to fail. If your fingernail catches on a scratch, consult a professional.

Continued.....

- **Seal and/or Wax Your Baby.**

Once you've chosen a car wax or paint sealant, you've got a couple of application options. You can apply it by hand or with a polisher. Even paste car waxes can be applied with a polisher.

Hand Application

Apply car wax or paint sealant in the shade. If the product dries too quickly or sits on the vehicle too long, it may be difficult to buff off.

1. Always apply car wax or paint sealant to a dry vehicle. Droplets of water on the paint will cause the product to streak and it will be unnecessarily tough to buff off.
2. Thin, thin, thin! Apply the thinnest coat you can. If you want more shine and depth, you're not going to accomplish it in one thick coat. It just makes the wax or sealant difficult to remove and streaky. Buff one coat off before applying a second extremely thin coat. Check the label to see how long one coat has to cure before applying another (usually 12-18 hours).
3. Poly foam wax applicators are the best for achieving a thin, even coat. They're absorbent, durable, washable, and reusable. They're also inexpensive, so don't be afraid to throw them away when they get really soiled.
4. Buff the haze away with microfiber. A quality microfiber towel will buff your paint to a stunning shine as you remove the wax residue. The static-charged, woven fibers grab wax residue so there is less dusting, if any. Microfiber does not shed lint and the tiny, manmade fibers polish the paint while you buff. Rotate your towel frequently to reveal a clean side. Keep an extra microfiber towel lying around in case the first one becomes caked with wax.
5. If you do get streaks or an uneven shine, it's easily corrected with a quick detail spray. Mist the surface with detail spray and buff away the problem.

Machine Application

1. Select a foam finishing pad to apply wax. This pad is soft and absorbent, but firm enough to withstand the pressure of the machine. It's perfect for any type of wax, even paste wax.
2. If you are using a paste wax, spread it onto the pad like you're buttering a piece of bread. You can turn the jar of wax upside down and slide the wax out into a plastic sandwich bag to rub it onto the pad, or you can use a clean putty knife. If you're using a liquid wax or
3. If you're using a liquid wax or sealant, press the polisher to the paint and spread the wax over a panel before turning the machine on. This will lessen the likelihood of splatter.
4. Set your dual action polisher to a maximum speed of 3. Check the label of your particular wax for specific directions, but generally this is the fastest speed you need to apply wax. Spread the wax over the panel until it is evenly covered. Turn off your machine before lifting it off the paint.
5. Buff with microfiber. Again, a microfiber towel is your best friend. Some products allow you to apply wax to the entire vehicle before buffing, but many do not. If your wax does not, buffing by hand may be most efficient. If your wax can be applied to the entire vehicle before buffing, you might prefer to buff by machine using a microfiber or terry cloth bonnet over a lamb's wool pad for cushioning. Microfiber doesn't shed lint like terry cloth can, but the choice is up to you.

Paul -- I hope this quick overview gives you enough to get started. Again, I'd also encourage you to visit <http://www.autogeek.net/detailingtips.html> for more detailed information on taking care of your entire Corvette, both inside and out. Good Luck!

CVCC 2011 HAPPENINGS CALENDAR

September

Sunday, September 25. The Elks has asked CVCC to put together a car show (all types welcome) for them. Larry Kiser is chairing this event. The time for this event will run from 9AM-2PM. Contract Larry for more info. This will be a non-sanctioned event. (50)

Sunday, September 25. Dave Walter is working with the Porsche folks to put on another Corvette/Porsche challenge. It will again happen somewhere in the Hershey area. Dave will have more info as the date draws nearer. (50)

Thursday-Friday, September 29-30. CVCC has been asked by Carlisle Productions if we would be interested in helping out again at their collector car auction in conjunction with Fall Carlisle. We will need 15-20 people each day for between 6-8 hours each day. The club expects to collect at least \$500 payment for our efforts. More info and discussion at the September meeting. (50 per day)

October

Saturday, October 1. Last day of the Fall Carlisle collector car auction. Refer to event described above. (50)

Saturday, October 1. This date will be a sanctioned Fun Show at Lawrence Chevrolet and will be our last sanctioned event of the year. Dave Walter and Jerry McKinney will again be chairing this event and will have more information as the date draws nearer. (PA-75)

Thursday, October 6. Membership Meeting at the Elks in Carlisle starting at 7:30 (PA-100)

Saturday, October 15. John Paul is organizing our yearly cruise to Renovo for their Flaming Foliage Festival. More info to follow. (50)

Saturday, October 15. CVCC has again been invited to participate in the Dillsburg Farmer's Fair Halloween parade. You are encouraged to decorate your cars and wear costume. The only restrictions are that the driver cannot wear a mask and no throwing candy from the cars on the parade route. Unless you hear different we will meet at the old Lefever Chevrolet building around 5:45 and be ready to travel in to the staging area around 6PM. (50)

Tuesday, October 18. Board Meeting, Hoss's Steak & Sea House, Mechanicsburg, 7:00pm

Friday, October 21. East Pennsboro High School has requested 6-7 convertibles for their football homecoming game. Bill Sangrey is chairing this event. The homecoming will be a halftime ceremony. Time to be there will be published when we know for sure. Sign up will Bill if you can help out. (50)

Saturday, October 29. Jim Fusco has arranged for a private CVCC tour of the Harley Davidson plant. The tour starts early, 9AM. Each tour can accommodate 20 people. Jim has arranged to have multiple tours in anticipation of a good turnout. (50)

November

Thursday, November 3. Membership Meeting at the Elks in Carlisle starting at 7:30 (PA-100)

Tuesday, November 15. Board Meeting, Hoss's Steak & Sea House, Mechanicsburg, 7:00pm

December

Thursday, December 1. Membership Meeting at the Elks in Carlisle starting at 7:30 (PA-100)

Tuesday, December 20. Board of Directors meeting at a location TBD.

NOTE: The number in parentheses behind the description of a club event indicates the number of CVCC club points that will be awarded for participation in that event. If the number is preceded by the letters "PA" it means that participation in that event is mandatory, as spelled out in the CVCC by-laws, in order to be eligible for a Perfect Attendance award at our annual award recognition program.



Cumberland Valley Corvette Club

Membership Dues Notice

Gary L. Miller, Treasurer
2780 Blackberry Road
Dover PA 17315

Dear Member,

Year 2011 is closing fast and it is now time to renew your membership with the Cumberland Valley Corvette Club. Your dues need to be received no later than November 4, 2011, (so monies and info is with NCCC early enough to start the new year). In the event your money is not received by this date you will be dropped from our membership list and it will cost you an additional \$10.00 to rejoin due to another initiation charge from National Council of Corvette Clubs.

Price is \$35.00 for single membership or \$50.00 for (2) person membership. Make checks payable to CVCC at my address above.

Please mail your check as soon as possible. Thank you for your prompt attention.

Sincerely,

Gary L. Miller, Treasurer

Please list below; correct address and e-mail and return to with your dues