

Directions to Summit Point

Take Rt. I-81 South to W.V. exit 5 Inwood

Top of the ramp go left follow Rt. 51 East

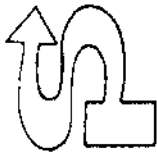
At about 6.2 miles at Middleway turn right on Leetown Rd.

About 5.2 miles you will cross high crown RR tracks

After crossing the tracks turn right and the entrance to Summit Point is about a mile on the left side of the road

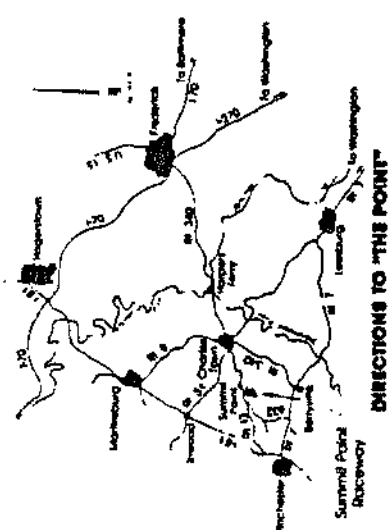
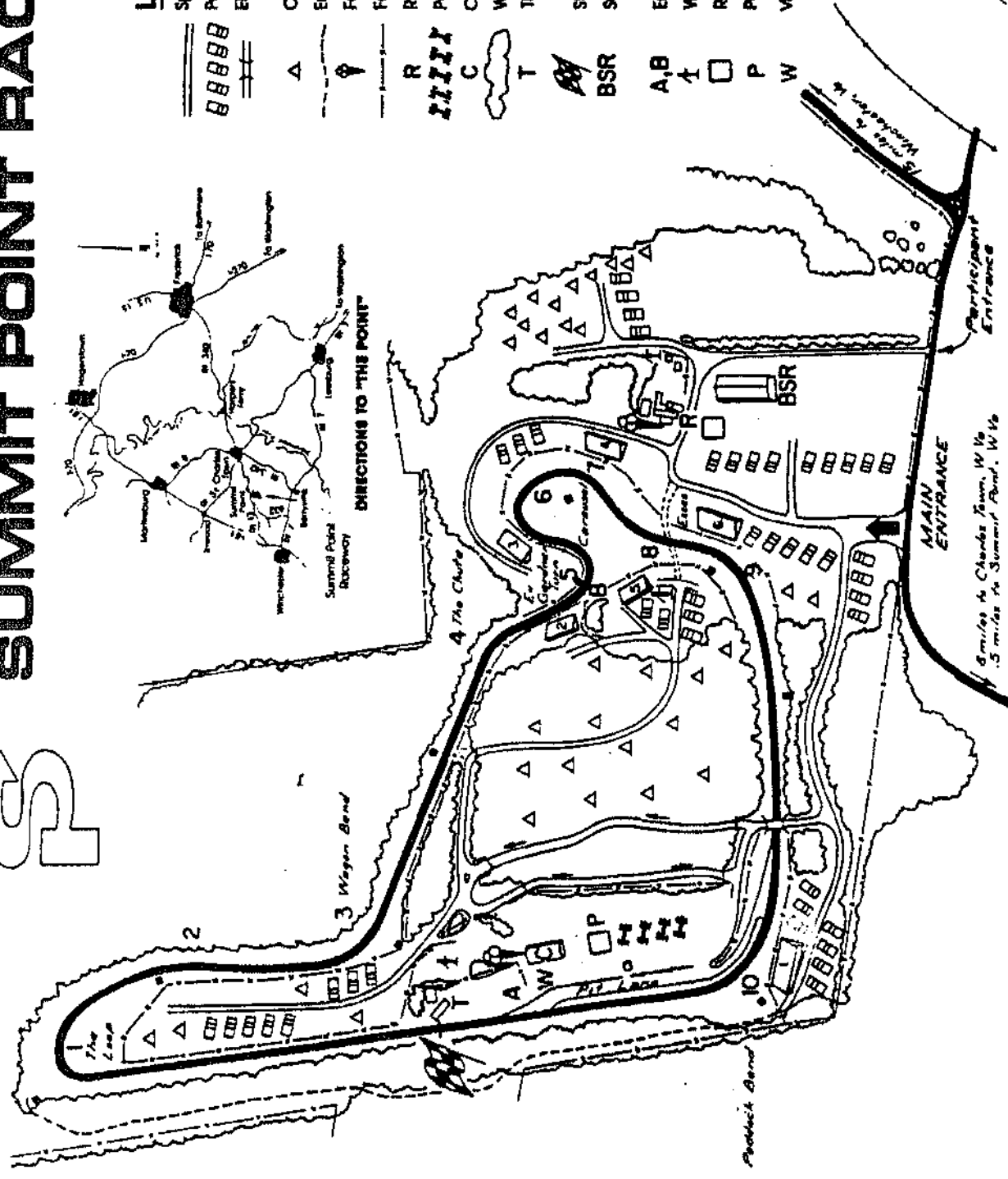
The MAIN ENTRANCE will open at 7 AM.
The PARTICIPANT ENTRANCE will be open at 6 AM for those who wish to help with set up. If you do not have a convention badge identify yourself as a "HIGH SPEED WORKER".
If you are working morning be there by 8 AM and afternoon should report by noon. The work assignments are when you are expected to work if you can help other times you are welcome.

SUMMIT POINT RACEWAY



LEGEND

- Spectator Road
- Parking
- Electrolyte Bridge to Infield and Paddock
- Camping
- Emergency Vehicle Road
- Food Concession
- Fence
- Registration
- Paddock
- Crown Tire Tech Center
- Woods
- Timing/Scoring and Control Tower
- Start/Finish Line
- Summit Point Raceway/ Bill Scott Racing Office
- Emergency Stations
- Water
- Restrooms
- Public Telephone
- VDO Women Circle



Map by Copperhead Graphics
M.L. & K.C. Herron